

Get started with...

Hoopla

Wide selection of eAudiobooks, comics, eBooks, & movies.
Titles are always available! Checkout for 21 days.

Step 1: Download the Hoopla App or
go to www.hoopladigital.com

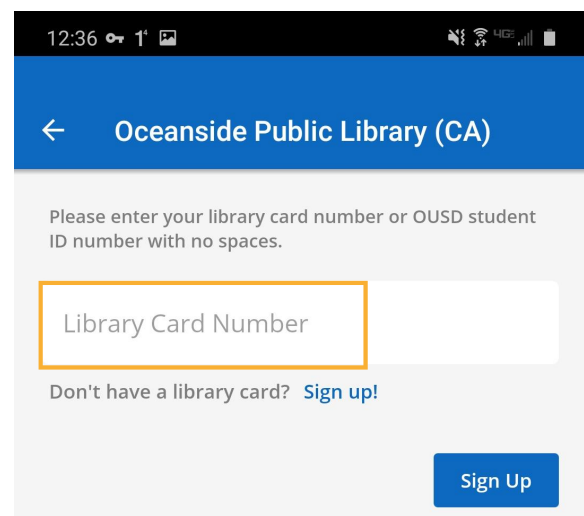
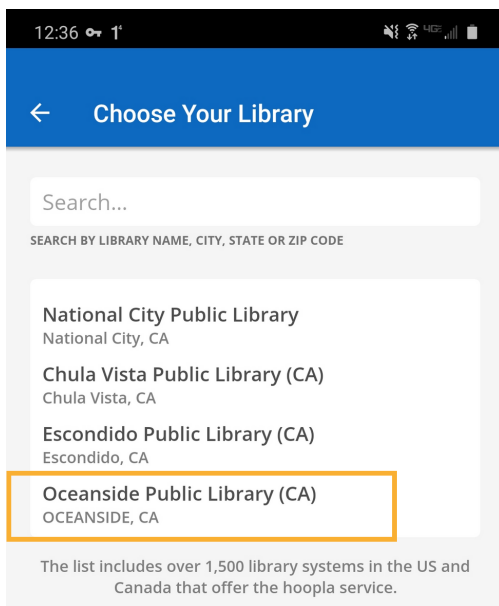
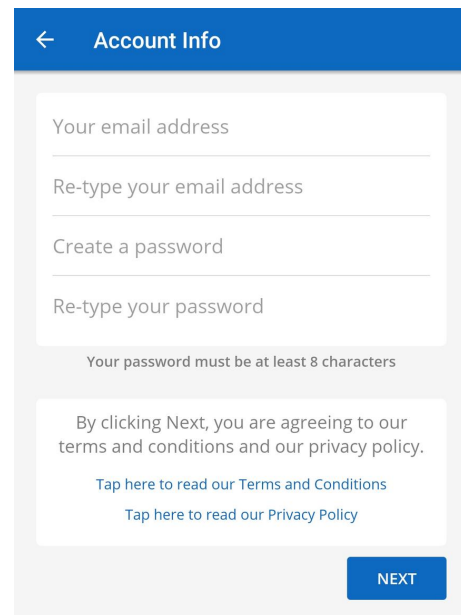
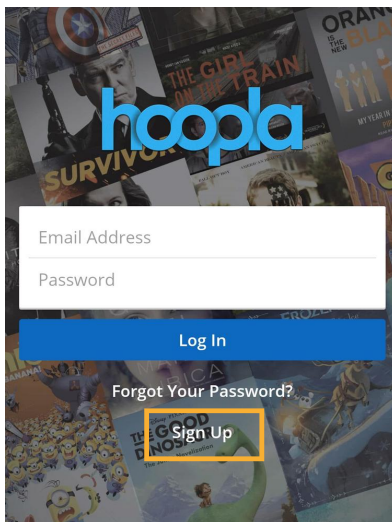
Click Sign Up

Choose Oceanside Public Library

Step 2: Create an Account

Type in your email address and
make up a password

Type in your Student ID Number
where it says Library Card Number

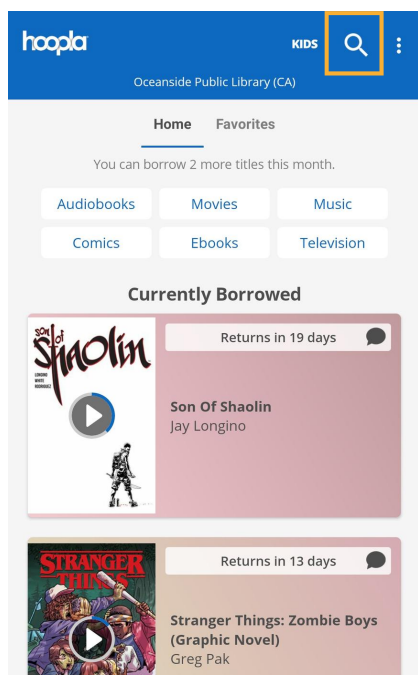


Step 3: Search for a Book

Click on the magnifying glass on the top right to get a search box.

Click on Advanced Search for more search capabilities.

Click on the title you want from the search results.



Step 4: Click Borrow

Once borrowed, you will read or listen to the book right in the Hoopla App!

From your Homepage, click on the cover icon to open the book or click on the text to view the book details.

Clicking on the text of your currently borrowed titles will show you when it expires and allows you to return it.

Your Home page lists anything you currently have borrowed, how many checkouts are remaining this month, and quick category searches.

